

Stainless steel enclosures are particularly suitable for corrosive environments and installations requiring strict hygiene. They are ideal for the chemical, petrochemical and agrofoods industries, etc.

■ monobloc IP66 enclosures manufactured in AISI304 stainless steel.

On request, these enclosures can be

manufactured in AISI304L stainless steel (resistant to highly corrosive organic agents) or AISI316 stainless steel (resistant to concentrated acids and halides) for particularly hostile environments.

■ AST brush finish, giving an excellent surface and anti-corrosion properties.

■ range of sizes comprising 14 different models. Wide range of accessories compatible with the CRN range.

■ CMOX range in stainless steel also available, up to 2000 high x 1200 wide x 500 deep. (mm).



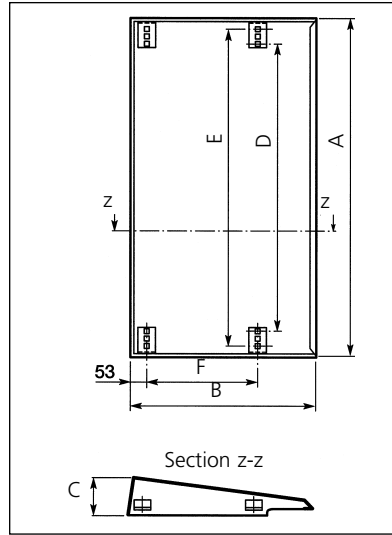
external dimensions (mm)			enclosures									mounting plates ①				movable plate support ①	DINIMEL frame ①	Internal door ①
width (B)	height (B)	depth (C)	product reference	no. catches	no. hinges	D	F	G	M	T	weight (Kg)	metal	insulat.	perfor.	universal			
300	200	150	<b>CRSX 32/150</b>	1	2	150	257	157	134	-	3,9	●	●	●	●			
300	250	150	<b>CRSX 3025/150</b>	1	2	150	257	207	134	-	4,8	●	●	●	●			
300	300	150	<b>CRSX 33/150</b>	1	2	150	257	257	134	-	5	●	●	●	●			
400	300	150	<b>CRSX 43/150</b>	2	2	200	347	257	134	165	5,7	●	●	●	●		○	
400	300	200	<b>CRSX 43/200</b>	2	2	200	347	257	184	165	6,7	●	●	●	●	●	○	●
400	400	200	<b>CRSX 44/200</b>	2	2	200	347	357	184	265	7	●	●	●	●	●	○	●
500	400	200	<b>CRSX 54/200</b>	2	2	125	457	357	184	265	9,2	●	●	●	●	●	○	●
600	400	200	<b>CRSX 64/200</b>	2	2	125	557	357	184	317	10,7	●	●	●	●	●	○	●
600	600	250	<b>CRSX 66/250</b>	2	2	125	557	557	234	517	14	●	●	●	●	●	○	●
700	500	250	<b>CRSX 75/250</b>	2	2	125	657	457	234	417	18,5	●	●	●	●	●	○	●
800	600	250	<b>CRSX 86/250</b>	2	2	125	757	557	234	517	23,5	●	●	●	●	●	○	●
800	800	300	<b>CRSX 88/300</b>	2	2	125	757	757	284	717	31	●	●	●	●	●	○	●
1000	800	300	<b>CRSX 108/300</b>	2	3	125	957	757	284	650	38,5	●	●	●	●	●	○	●
1200	800	300	<b>CRSX 128/300</b>	2	3	125	1157	757	284	650	44	●	●	●	●	●	○	●

● Dinimel DL  
○ Dinimel DLM



### CRSX canopies

Manufactured in stainless steel.  
Designed for direct fixing to enclosures.



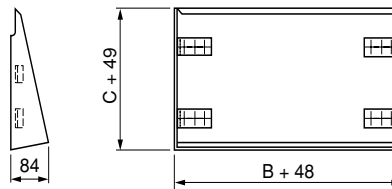
for fixing to enclosures		product reference	A	B	C	D	E	F
width (B)	height (C)							
200	150	<b>TX 2015</b>	205	183	51	120	-	-
250	150	<b>TX 2515</b>	255	183	51	170	-	-
300	150	<b>TX 3015</b>	305	183	51	220	-	-
300	200	<b>TX 3020</b>	305	233	51	220	-	70
400	200	<b>TX 4020</b>	405	233	70	320	-	70
500	250	<b>TX 5025</b>	505	283	70	420	-	120
600	250	<b>TX 6025</b>	605	283	70	520	-	120
800	300	<b>TX 8030</b>	805	333	70	-	775	170

### CMOX canopies

Manufactured in 304 brushed stainless steel.

- protection to IP-55
- fixing in drill holes for eyebolts.

for fixing to enclosures		product reference
width (B)	depth (C)	
800	400	<b>TJX 8040 CMOX</b>
1000	300	<b>TJX 10030 CMOX</b>
1000	400	<b>TJX 10040 CMOX</b>
1200	400	<b>TJX 12040 CMOX</b>
1200	500	<b>TJX 12050 CMOX</b>
1600	400	<b>TJX 16040 CMOX</b>
1600	600	<b>TJX 16060 CMOX</b>


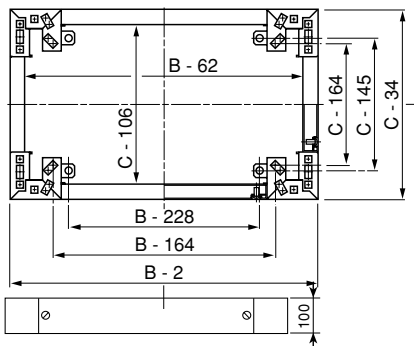


### CMOX plinths

Manufactured in 304 stainless steel.  
Designed for attachment to the floor fixing holes of CMOX enclosures.

- 100 mm high.
- possible to open at the front and back.

for fixing to enclosure		product reference	weight (Kg)
width (B)	depth (C)		
800	400	<b>ZUX 84/100</b>	8,5
1000	300	<b>ZUX 103/100</b>	9
1000	400	<b>ZUX 104/100</b>	-
1200	400	<b>ZUX 124/100</b>	11
1200	500	<b>ZUX 125/100</b>	12
1600	400	<b>ZUX 164/100</b>	-
1600	600	<b>ZUX 166/100</b>	-




**Locks for CRSX enclosures**

Standard two-bar lock with stainless steel bolt and fixing screw.

■ operated by:

□ key **LDB 3** ◊ ◯ (DIN 43668)

(Included in the standard order).

**Lock variations for CRSX enclosures**

characteristics	key operated product reference	product reference
stainless steel □ 6 mm. square key lock	<b>LC-7</b>	<b>TC 6/CSX</b>
stainless steel □ 7 mm. square key lock	<b>LC-7</b>	<b>TC 7/CSX</b>
stainless steel Δ 8 mm. (side) triangular key lock	<b>LT-8</b>	<b>TT 8/CSX</b>
key lock 405	<b>CL/CSX</b>	

**Locks for CMOX enclosures**

Standard directly actuated retractable lever-type handle.

**Lock variations for CMOX**

characteristics	key operated product reference	product reference
two bar lock	<b>LDB 5</b>	<b>TE DB/ML</b>
triangular key lock, side Δ 7 mm.	<b>LT-8</b>	<b>TE T7/ML</b>
triangular key lock, side Δ 8 mm.	<b>LT-8</b>	<b>TE T8/ML</b>
□ 6 mm. side square key locks	<b>LC-8</b>	<b>TE C6/ML</b>
□ 7 mm. side square key locks	<b>LC-8</b>	<b>TE C7/ML</b>
□ 8 mm. side square key locks	<b>LC-8</b>	<b>TE C8/ML</b>
□ 405 type key	<b>TE L/ML</b>	
Lock with strengthened key	<b>TE R/ML</b>	
manual lock Padlock catch	<b>TEM/PLD BCME/PL</b>	