



Low Voltage LED Lighting Kits
(See also our new Twilight® 66 range on p68-69)

Micromark's innovative Twilight® and Twilight® 66 LED ranges incorporate LED technology to provide modern, bright, extra low voltage lighting. Transformers supplied with the products convert mains voltage to extra safe low voltage.

LED - the facts

- LEDs are less damaging to the environment than incandescent lamps as they use up to 90% less energy.
- As LEDs are cool running, they can be safely used in applications where they may be touched.
- As LEDs contain no moving parts e.g. glass or filaments, they last longer and are more reliable than other lamp types.


Twilight® LED fittings are easy to install, with no need to dig deep trenches for the 12V, extra safe cable beneath the ground.

The neat dimensions of Twilight® and Twilight® 66 LED fittings make them ideal for recessing into decking, patios and driveways, as well as for indoor applications such as flooring

and step edges. The products are so flexible, you can even use them for decorating plants and trees.....



...Add sparkles of colour to plants and trees



...Add detail to your decking




...Suitable for indoor use - bring your floors to life **



...Illuminate step edges for added safety

Small Square



Large Square



A Twilight® Small Square LED Lighting Kit (4 lights)

Kit of 4 x Small Square LED fittings, each with 5m cable; 12V indoor transformer with 6 way master junction box;* 6 way slave junction box with 10m cable.

Each fitting contains 3 Super Bright LEDs, in steel housing. Size: (LxWxD) 35x35x27mm. IP25.

Quote: MMI9148 (White LED kit)

Quote: MMI9149 (Blue LED kit)

Quote: MMI9150 (Red LED kit)

Quote: MMI9151 (Green LED kit)

A total of 6 LED fittings can be plugged into the junction box supplied. To expand further see 'Expanding your kit'.

Individual Small Square add-on fittings†

Supplied with 10m cable.

Quote: MMI9152 (White LEDs)

Quote: MMI9153 (Blue LEDs)

Quote: MMI9154 (Red LEDs)

Quote: MMI9155 (Green LEDs)

B Twilight® Large Square LED Lighting Kit (4 lights)

Kit of 4 x Large Square LED fittings, each with 5m cable; 12V indoor transformer with 6 way master junction box;* 6 way slave junction box with 10m cable.

Each fitting contains 6 Super Bright LEDs, in steel housing. Size: (LxWxD) 50x50x27mm. IP25.

Quote: MMI9156 (White LED kit)

Quote: MMI9157 (Blue LED kit)

A total of 6 LED fittings can be plugged into the junction box supplied. To expand further see 'Expanding your kit'.

Individual Large Square add-on fittings†

Supplied with 10m cable.

Quote: MMI9160 (White LEDs)

Quote: MMI9161 (Blue LEDs)



A Twilight®
15mm Round LED Lighting Kit (4 lights)
 Includes 4 x 15mm LED fittings, each with 5m cable;
 12V indoor transformer with 6 way master junction box;*
 6 way slave junction box with 10m cable.
 Each fitting contains 1 Super Bright LED in steel housing.
 Size: (HxDia.) 22x15mm. IP25.
Quote: MMI18194 (White LED kit)
Quote: MMI18195 (Blue LED kit)

A total of 6 LED fittings can be plugged into the junction box supplied.
 To expand further see 'Expanding your kit'.
Individual 15mm Round add-on fittings†
 Supplied with 10m cable.
Quote: MMI19028 (White LEDs)
Quote: MMI19029 (Blue LEDs)



B Twilight®
30mm Round LED Lighting Kit (4 lights)
 Includes 4 x 30mm LED fittings, each with 5m cable;
 12V indoor transformer with 6 way master junction box;*
 6 slave way junction box with 10m cable.
 Each fitting contains 8 Super Bright LEDs in steel housing.
 Size: (HxDia.) 28x30mm. IP25.
Quote: MMI18198 (White LED kit)
Quote: MMI18199 (Blue LED kit)

A total of 6 LED fittings can be plugged into the junction box supplied.
 To expand further see 'Expanding your kit'.
Individual 30mm Round add-on fittings†
 Supplied with 10m cable.
Quote: MMI19030 (White LEDs)
Quote: MMI19031 (Blue LEDs)



C Twilight®
40mm Round LED Lighting Kit (4 lights)
 Includes 4 x 40mm LED fittings, each with 5m cable;
 12V indoor transformer with 6 way master junction box;*
 6 way slave junction box with 10m cable.
 Each fitting contains 6 Super Bright LEDs in steel housing.
 Size: (HxDia.) 20x40mm. IP25.
Quote: MMI18196 (White LED kit)
Quote: MMI18197 (Blue LED kit)

A total of 6 LED fittings can be plugged into the junction box supplied.
 To expand further see 'Expanding your kit'.
Individual 40mm Round add-on fittings†
 Supplied with 10m cable.
Quote: MMI19032 (White LEDs)
Quote: MMI19033 (Blue LEDs)



D Twilight®
70mm Round LED Lighting Kit (2 lights)
 Includes 2 x 70mm LED fittings, each with 5m cable;
 12V indoor transformer with 6 way junction box;*
 6 way slave junction box with 10m cable.
 Each fitting contains 12 Super Bright LEDs in steel housing.
 Size: (HxDia.) 30x70mm. IP25.
Quote: MMI19220 (White LED kit)
Quote: MMI19221 (Blue LED kit)

A total of 6 LED fittings can be plugged into the junction box supplied.
 To expand further see 'Expanding your kit'.
Individual 70mm Round add-on fittings†
 Supplied with 10m cable.
Quote: MMI19222 (White LEDs)
Quote: MMI19223 (Blue LEDs)

TWILIGHT® KITS COME WITH EVERYTHING YOU NEED



- 4 x LED fittings (blue, white, red & green LEDs available)
 - Plug-in transformer
 - Junction boxes and all cable
- Add on fittings available to extend your kit*

EXPANDING YOUR KIT



Twilight® Add on junction box
 Purchase extra junction boxes to add extra fittings to your kit. Up to 6 fittings can be plugged into each add-on junction box.
 See below for the maximum number of fittings that can be powered by the transformer supplied with each kit. (Not for use with MMI19000 and MMI19001).
Quote: MMI19043


15mm Kits	max. 32 LED fittings
70mm Kits	max. 10 LED fittings
All Other Kits	max. 18 LED fittings

* Transformer must be situated indoors in a sheltered location away from exposure to water and can only be used with a Twilight® LED kit.
 ** Note that the depth of each LED fitting (20-28mm dependent upon model) may make them unsuitable for use in certain types of flooring e.g. laminate flooring laid on concrete.
 † Can only be used with a Twilight® LED kit.



LED LIGHTING
TWILIGHT® 66
HIGHLY WEATHER
RESISTANT

Micromark's new range of Twilight® 66 fittings incorporate LED technology to provide modern, bright, extra low voltage lighting which is weather resistant to IP66 (water-tight and dust-tight). The fittings are completely water-tight, meaning they are ideal for installation onto decking or around ponds. Twilight® 66 add-on fittings can also be used with Twilight® kits.



15mm



Twilight® 66 15mm LED Lighting Kits (4 Lights)
Kit of 4x15mm round IP66 LED fittings, in steel housing each with 5m cable.
12V indoor transformer.*
10 way junction box with 10m cable.
Each fitting contains 1 Super Bright LED.
Size: (HxDia.) 39x15mm.

White LEDs
Quote: MM70012
Blue LEDs
Quote: MM70013



*A total of 10 LED fittings can be plugged into the junction box supplied. To expand further you will need additional slave junction boxes (MM70028). The transformer supplied powers up to 50 fittings.

Individual 15mm Add-on Fittings
Supplied with 10m cable.



White LEDs
Quote: MM70020
Blue LEDs
Quote: MM70021

32mm



Twilight® 66 32mm LED Lighting Kits (4 Lights)
Kit of 4x32mm round IP66 LED fittings, in steel housing each with 5m cable.
12V indoor transformer.*
10 way junction box with 10m cable.
Each fitting contains 6 Super Bright LEDs.
Size: (HxDia.) 26x32mm.

White LEDs
Quote: MM70014
Blue LEDs
Quote: MM70015



*A total of 10 LED fittings can be plugged into the junction box supplied. To expand further you will need additional slave junction boxes (MM70028). The transformer supplied powers up to 25 fittings.

Individual 32mm Add-on Fittings
Supplied with 10m cable.



White LEDs
Quote: MM70022
Blue LEDs
Quote: MM70023

42mm



Twilight® 66 42mm LED Lighting Kits (4 Lights)
Kit of 4x42mm round IP66 LED fittings, in steel housing each with 5m cable.
12V indoor transformer.*
10 way junction box with 10m cable.
Each fitting contains 8 Super Bright LEDs.
Size: (HxDia.) 26x42mm.

White LEDs
Quote: MM70016
Blue LEDs
Quote: MM70017



*A total of 10 LED fittings can be plugged into the junction box supplied. To expand further you will need additional slave junction boxes (MM70028). The transformer supplied powers up to 25 fittings.

Individual 42mm Add-on Fittings
Supplied with 10m cable.



White LEDs
Quote: MM70024
Blue LEDs
Quote: MM70025

70mm



Twilight® 66 70mm LED Lighting Kits (2 Lights)
Kit of 2x70mm round IP66 LED fittings, in steel housing each with 5m cable.
12V indoor transformer.*
10 way junction box with 10m cable.
Each fitting contains 12 Super Bright LEDs.
Size: (HxDia.) 27x70mm.

White LEDs
Quote: MM70018
Blue LEDs
Quote: MM70019



*A total of 10 LED fittings can be plugged into the junction box supplied. To expand further you will need additional slave junction boxes (MM70028). The transformer supplied powers up to 14 fittings.

Individual 70mm Add-on Fittings
Supplied with 10m cable.



White LEDs
Quote: MM70026
Blue LEDs
Quote: MM70027



Ideal for illuminating posts and step edges for safety or effect

Micromark's Twilight® 66 fittings are now available with **dusk to dawn** sensors - which automatically switch LED fittings on at dusk and off at dawn. The sensors are available in kits of 4 LED fittings (MM70030) or kits of 10 LED fittings (MM70031). Alternatively, dusk to dawn sensor kits (MM70032) can be purchased for use with any of the Twilight® 66 kits.



42mm

4 LIGHTS

Twilight® 66 42mm LED Lighting Kits (4 Lights) With Dusk to Dawn Sensor
 Kit of 4x42mm IP66 LED fittings, in steel housing each with 5m cable. Dusk to dawn sensor with 5m cable. 12V indoor transformer* and 10 way junction box with 10m cable. Each fitting contains 8 Super Bright LEDs. Size: (HxDia.) 26x42mm. White LEDs
Quote: MM70030

42mm

10 LIGHTS

Twilight® 66 42mm LED Lighting Kits (10 Lights) With Dusk to Dawn Sensor
 Kit of 10x42mm IP66 LED fittings, in steel housing each with 5m cable. Dusk to dawn sensor with 5m cable. 12V indoor transformer* and 10 way junction box with 10m cable. Each fitting contains 8 Super Bright LEDs. Size: (HxDia.) 26x42mm. White LEDs
Quote: MM70031

WITH DUSK TO DAWN SENSOR

Expanding your kit:
 A total of 10 LEDs can be plugged into the junction box supplied. To expand further you will need additional slave junction boxes (MM70028). The transformer supplied allows these dusk to dawn kits to be expanded to a maximum of 25 fittings.



Individual 42mm add on fittings:
 supplied with 10m cable.

White LEDs
Quote: MM70024


ACCESSORIES



Dusk To Dawn Sensor Kit
 Automatically switches LED fittings on at dusk and off at dawn. Dusk to dawn sensor with 5m cable. 12V indoor plug-in transformer. 10 way junction box with 10m cable. For use with any Twilight® 66 kit.
Quote: MM70032



Slave Junction Box
 Allows an additional 10 light fittings to be added to kit. Can be used in conjunction with all Twilight® 66 LED lighting kits. Complete with 10m cable.
Quote: MM70028



*Transformer must be situated indoors/in a sheltered location away from exposure to water



A



B



C



D



Twilight®

Single 95mm LED fitting

Constructed of die cast aluminium. Black finish.

Can be surface mounted or recessed (optional bracket attached).

Each fitting contains 15 Super Bright LEDs. Supplied with 12V indoor transformer and 15m cable.

Size: (HxDia.) 100x95mm.

IP24.

A Quote: MM19001 (Black finish, blue LEDs)

B Quote: MM19000 (Black finish, white LEDs)

These LED bricklights contain integral transformers, allowing them to be connected directly to standard 230V mains supply.

C Stainless Steel Blue LED Bricklight

Opal glass diffuser. Indoor or outdoor wall fitting.

Size: (HxWxD) 100x230x75mm.

Fitting contains 10 Super Bright blue LEDs.

IP24.

Quote: MM19068

D Stainless Steel White LED Bricklight

Opal glass diffuser. Indoor or outdoor wall fitting.

Size: (HxWxD) 100x230x75mm.

Fitting contains 10 Super Bright white LEDs.

IP24.

Quote: MM19067